

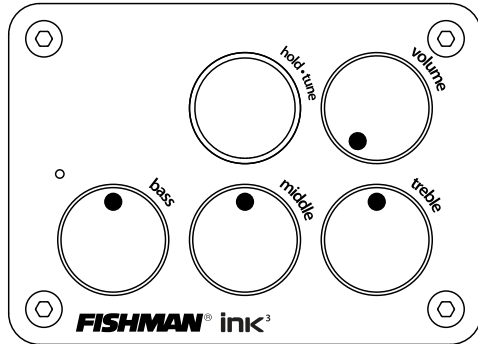
www.fishman.com

FISHMAN

**USER GUIDE
INK 3 ONBOARD PREAMP**

INK 3 Quick Start

- 1. Set the controls** • Turn **volume** off. Set the **bass, middle** and **treble** controls to center.
- 2. Plug in** • Connect INK 3 to an amplifier or PA with a ¼-inch instrument cable. The battery light will flash once quickly to indicate it has switched on.
- 3. Turn up** • Raise the **volume** and adjust the **bass, middle** and **treble** controls to your liking.



INK 3 Controls

Volume • For the cleanest signal, set the **volume** knob as high as possible, without causing distortion or feedback.

Bass • Boost here to add depth and weight to the sound of the guitar.

Middle • Turn the **middle** knob all the way left for a smooth “scooped out” tone at high volume levels. Raise the **middle** knob to the right of center to add midrange “bite” to the sound.

Treble • Boost to cut through the mix. Cut to mellow and subdue the sound.

Tuner • Press and hold the tuner display to activate the onboard tuner; press once to turn it off. This digital chromatic tuner accommodates all standard and alternate tunings and mutes the output when engaged. It is calibrated to A = 440Hz and can be activated without an instrument cable connected. To conserve battery life, the tuner will turn itself off after three minutes of inactivity.

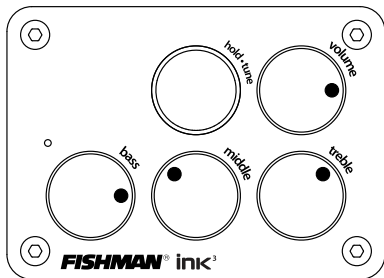
Battery • When it is time to change the battery, a low battery indicator will light. To conserve power, unplug the instrument and turn off the tuner when not in use. Typical 9V alkaline battery life is approximately 90 hours (with tuner off).

On certain models, the low battery lights to indicate it is time to recharge the internal battery. Connect a micro USB cable and 5VDC, 500mA power source to the INK output box until the status LED indicates full charge.

Sample EQ Settings

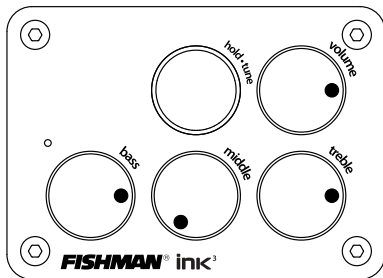
Fingerstyle

This will add fullness to the bass and definition to the treble.



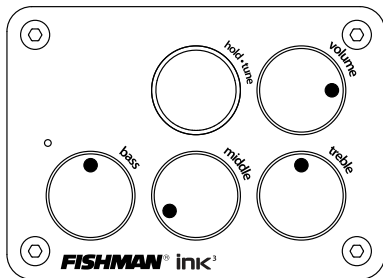
“Scooped” Mid

This setting emphasizes extreme bass and treble



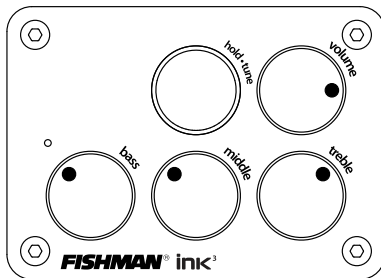
Strummer

A good setting for strumming chords.



Cut Through the Mix

When you need to be heard through a loud band.



FISHMAN

www.fishman.com